

# Tutor/Mentor Connection

Online Survey Located at  
<http://jordan-webb.net/tmc>

Qualitative question results

# Overview

- ◆ Since 2000, T/MC has been collecting survey information during spring and fall conferences
- ◆ Surveys have also been available at <http://jordan-webb.net/tmc>
- ◆ This is the first on-line report showing some of the results of these surveys

# Overview

- ◆ These results are based on 184 surveys collected since 2000
- ◆ The survey results are continuously changing as more people participate in the online survey
- ◆ The changes in the results will be reflected in the future presentations

# Review the full survey

- ◆ Take the survey at <http://jordan-webb.net/tmc> and see your opinion immediately added to the information collected
- ◆ Or follow this direct link <http://jordan-webb.net/tmc/webiq/index.html>

# What are we learning?

- ◆ Question 9 of the survey asks “What Are the Primary Most Critical Resources Needed in Your Program”
- ◆ Question 10 of the survey asks “What Are the Secondary Most Critical Resources Needed in Your Program”

# Most Important Resources

- ◆ **57.14%** said “people” was most important need
- ◆ **42.84%** said “resources” was most important need
- ◆ **22.08 %** said “involvement was the most important need

# Secondary Most Important Resources

- ◆ **55.15%** said “resources” was the second most important need
- ◆ **27.2%** said “people” was the second most important need
- ◆ **14.71%** said “involvement” was the second most important need

# Definitions

- ◆ The questions were open ended, and therefore the answers needed more analysis
- ◆ These definitions are designed to help the reader understand the way answers were categorized
- ◆ The four main answer categories were:
  - People
  - Funding
  - Involvement
  - Other



# Definitions Continued

## People

**Volunteers** – Respondent indicated that there is a need for volunteers who DO NOT necessarily need to be tutor/mentors

**Tutor/mentors** – Respondent specified that there are volunteers needed to fill roles of tutor/mentors

**Paid Staff** – Respondent indicated that there is need for more staff in the program, which can be directly correlated with the need for funds

# Definitions Continued

## Resources

**Paid Staff** – Same as on previous page

**Money/Funding** – Respondent indicated that funding/money is needed to support the program

**Other Resources** – Responded indicated that there are other resources needed, but can be taken care of by addition funding. These resources include, but are not limited to more space, playgrounds, more computers, software, training materials...

# Definitions Continued

## Involvement

**Participants** – Respondent indicated that there is a need for more children, students, or other types of members who will directly participate in the program

**Families** – There is a need for increased participation from families of the direct participants

**Community/Other** – Need for participation from leaders, local businesses, schools, teachers as well as other agencies in the community

# Definitions Continued

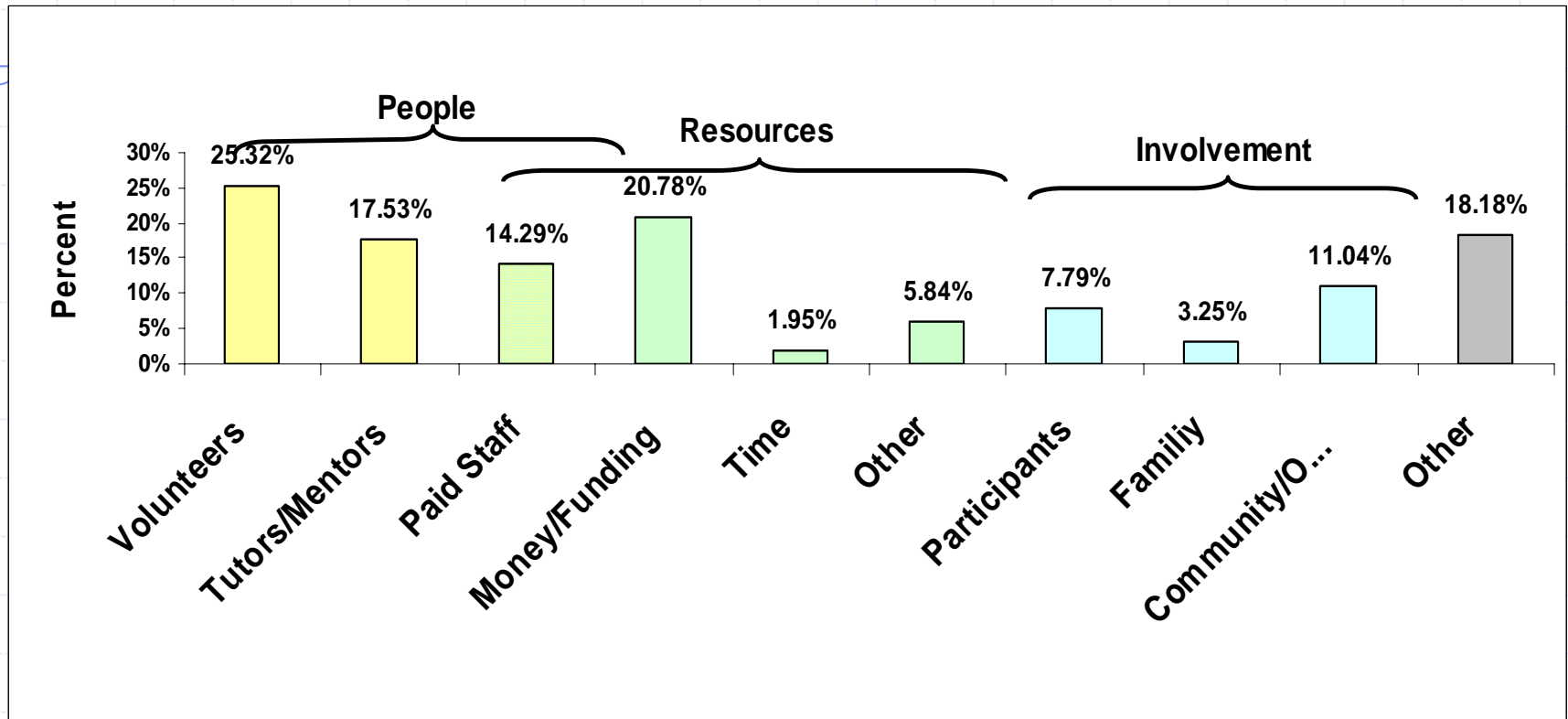
## Other

This section includes other things indicated by the respondents which did not directly fit into none of the above categories.

They include:

- Planning/Organization, Goals/Direction and Leadership/Expertise
- Training
- Recruitment/Retention
- Cooperation/Communication
- Other

## Q #9 - Primary Most Critical Resources

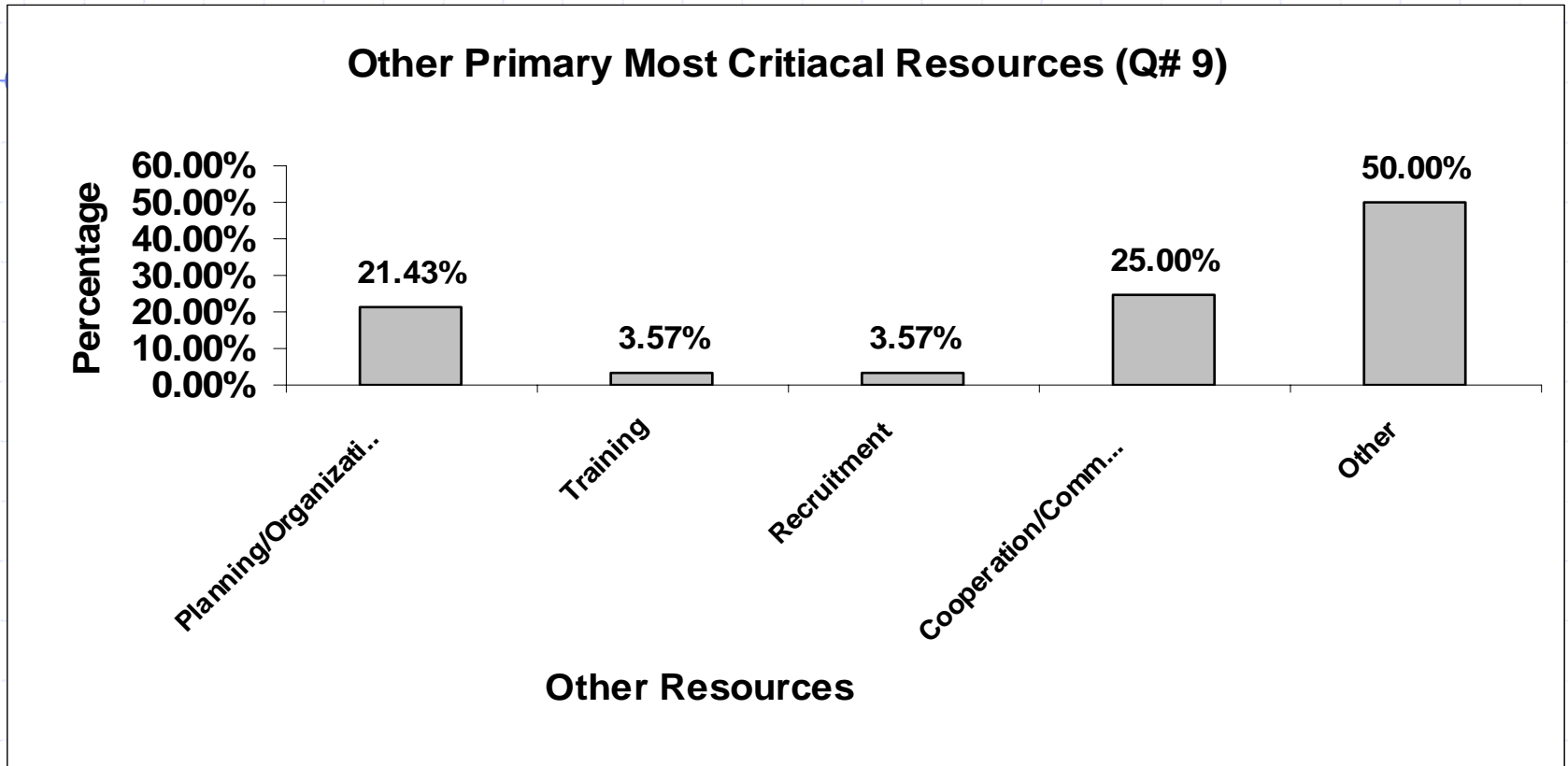


**57.14% indicted a need for people**

**42.84% showed a need for more resources**

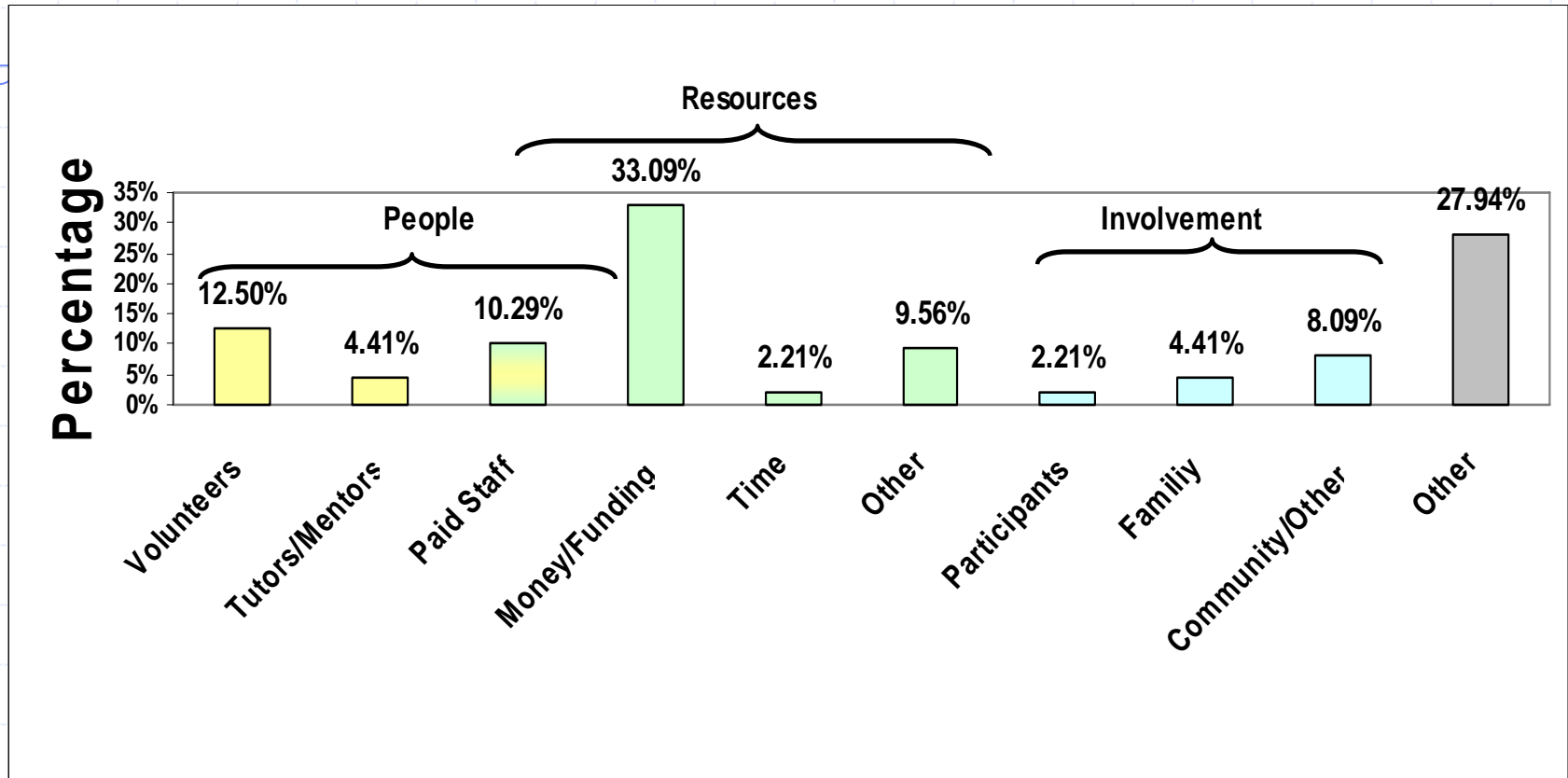
**22.08% specified a need for more involvement**

## Q # 9 – Percentage Breakdown of Other



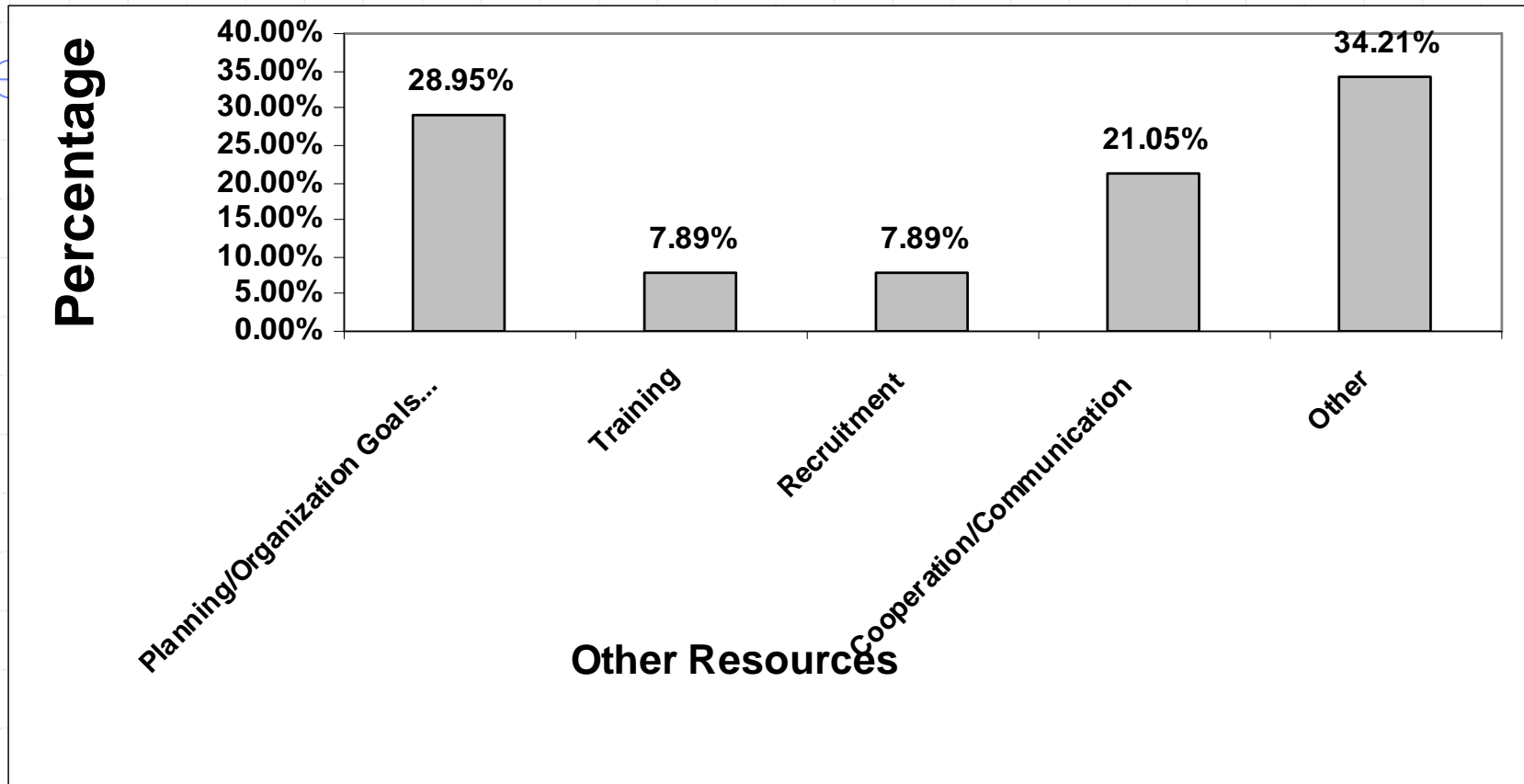
Due to the wide range of open ended answers, 50% of “other” still doesn’t fit in any of the above categories. To see what other issues were indicated please take the survey and view complete results.

## Q #10 - Secondary Most Critical Resources



55.15% showed a need for resources  
27.2% indicated a need for people  
14.71% showed a need for involvement

# Q # 10 - Breakdown of Other



Again, due to the wide range of open ended answers, 34.21% of “other” still doesn’t fit in any of the above categories. To see what other issues were indicated please take the survey and view complete results.



# Summary and Next Step

- ◆ These surveys show primary needs of tutor/mentor programs.
- ◆ While each program struggles on their own to get these resources, where are opportunities for us to work together to make more people and resources available in more places?

# Conclusion

- ◆ Go to <http://jordan-webb.net/tmc/webiq/index.html> and take the survey and review results
- ◆ Find ideas for how to recruit volunteers and raise funds at [www.tutormentorconnection.org](http://www.tutormentorconnection.org)